




DESIGN WITHOUT COMPROMISE.

Want a low-profile glass wall aesthetic with the benefits of modularity? Get the best of both worlds with Inspire™. The 21-day lead times are short and the 2" profile is even shorter. Designed to meet your aesthetic needs, Inspire™ installs quickly to keep you on schedule and is ready to adapt when you need it to in the future.

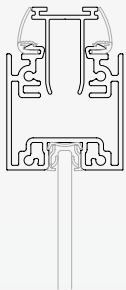


Features

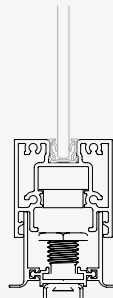
- Assembly is 100% custom
- Center mount glass
- STC rating 33 – 38
- Square profile measures just 2" (51 mm) at the widest point
- Slim profile ceiling connections
- Non-generational design seamlessly integrates with the DIRTT construction system
- Height adjustment of ½" (12mm) down and 5/8" (15mm) up to accommodate floor slab variances

Options

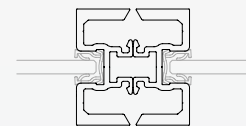
- Extrusions available in clear anodized, powder coat and DIRTT-approved finishes
- Glass may be specified as tempered or laminated, ¼" (6 mm), ⅜" (10mm), or ½" (12mm)
- Header rail attaches directly to ceiling, soffit, bulkhead, or structure
- Unitized modular assemblies or stick-built on-site
- Specify assemblies with vertical mullions or butt-joint glass-to-glass details
- Transparent polycarbonate extrusions allow glass-to-glass connections and eliminate need for wet seals
- Standard header uses ceiling track, ceiling grid clips, or metal stud kickers
- Standard base track secures to the base building with carpet grippers, double-sided tape, or seismic anchoring
- Unique doors offer seamless integration



Header Detail



Base Detail



Plan Detail